

CRAFTKIT



Tulsa Artist Fellowship: Syncratic Biodegradable Tree Charm

Craft Kit #12

INSTRUCTIONS:

1. Start paper beads by selecting bead shape. Then use pattern to trace shape on the paper.
2. Cut out desired shape.
3. Take shape and roll on tooth pick, placing a small amount glue on paper between rolls.
4. Let glue dry and remove bead. Repeat steps one through four until desired amount of beads are created.
5. Create tassel by taking tissue paper and repeatedly cutting 6in

For more information about the artist and step-by-step instructions,
visit: www.108contemporary.org/resources

Use the hash tag #108CraftKits when sharing your artwork on social media!

CRAFT KIT



slits on the each side.

6. Roll tissue paper down the middle with slits on the side and create a loop when rolling is completed.

7. Plan out how you would like your Biodegradable Tree Charm to look.

8. String on wooden beads, paper beads, and tassels.

9. Hang your creation in a tree for all to see and enjoy!

10. Don't forget to share your creation on social media using the hashtag #108TreeCharms

Syncretic: The Tulsa Artist Fellowship

Craft Kit #12

Educational
Component
Classroom




108

CONTEMPORARY

Art. Craft. Design.

About Tulsa Artist Fellowship

- TAF is a fellowship program bringing both visual artists and writers to live and work in Tulsa
- The fellowship is open to Tulsa artists as well as any U.S. resident artists
- Selected artists are rewarded with funds, free housing and studio space.



About Tulsa Artist Fellowship: Continued

- There are spots specifically for Alaska Native, Native American, and Native Hawaiian artists
- During the fellowship artist work in Tulsa and participate in the local arts community



About the Show

- The show features the work of the current 12 TAF visual arts fellows
- The artists work in various mediums included sculpture, sound, instillation, urban art, painting, and many other mediums
- The show is curated by Louise Siddons, Ph.D. who is an Associate Art History Professor at Oklahoma State University



What is installation art?

- Installation art is typically large installation art that is placed in a gallery space or outdoor public settings
- Installation art is created to help people rethink the space in which they see the art
- Many of the artists in the show have created installation art that has been displayed outside and indoors.




Biodegradable Tree Charms Craft Kit: Materials

- Hemp cord
- Wooden beads
- Paper
- Tissue paper
- Paper bead pattern
- Toothpicks
- Glue
- Scissors






Step One: Create paper beads

- Start paper beads by selecting bead shape from patterns.
- Cut out selected bead pattern
- Trace bead pattern on plain newsprint paper.
- Cut out bead shape.



Step One: Create Newspaper beads

- Begin rolling paper over toothpick adding glue with each 'roll' to ensure that the bead stays intact.
- When finish rolling paper press down to ensure that it is secure while removing any access glue.
- Let bead dry.
- Remove bead from toothpick.



Step Two: Create tissue paper tassels

- Take a sheet of tissue paper and cut about 3 inch slits on each down each side
- Roll tissue paper down the middle with slits on the sides
- Create a loop to hang or tie to the creation



Step Two: Plan

- Select if you want the work to be a long strand or circle
- Select which beads and tassels should be added to the work



Step Three: Create Art

- String on wooden beads, newspaper beads, and tissue paper tassels.
- Try creating patterns or unique combinations of beads and tassels



Step Four: Place in public for all to enjoy

- Hang your work on a tree branch
- Share on social media using the hashtag #108TreeCharms



Additional Resources

- Paper Bead Tutorial: <https://www.youtube.com/watch?v=eLCVvTCtJJ4>
- Tulsa Artist Fellowship: <http://www.tulsaartistfellowship.org/>
- History of installation art: <https://www.saylor.org/site/wp-content/uploads/2011/05/Installation-art.pdf>
- Images of Tree Installation Art: <http://flavorwire.com/493795/10-gorgeous-tree-art-installations>