

Craft Kit 42: Macramé



"Fractal Charm" by Brenda Esslinger

Fiber Artists of Oklahoma
FIBERWORKS
June 3 – July 24, 2022

108 CONTEMPORARY

Art. Craft. Design.

Welcome to 108 Contemporary!

We are a non-profit gallery in Tulsa, Oklahoma that specializes in contemporary craft. From June 3 through July 24, 2022 we are hosting the FiberWorks exhibition by the Fiber Artists of Oklahoma. Let's look at the exhibition before you make your own macrame wall hanging.

On the way we'll ask ourselves some questions. There are no wrong answers! When you view fine art and craft, your experience will be unique and personal. Perhaps the person next to you will have different answers to the same questions. By hearing each other's perspectives, we may find new and exciting ways to interpret each work.



What is “fiber art?”

According to the Fiber Artists of Oklahoma, artists must either use fiber in their work or a technique traditionally used in fiber art to be able to submit to the FiberWorks exhibition.



“Next Year Will Be Better” by Stephanie Grubbs


What is “fiber art?”

Examples of fiber include:

- *Paper*
- *Fabric*
- *Thread*
- *Wool*
- *Yarn*

Traditional techniques include

- *Embroidery*
- *Felting*
- *Quilting*
- *Weaving*
- *Crochet*
- *Knitting*
- *Basket weaving*
- *Sewing*




"Knotty girl: Princess Pingyang" by Julie Blackstone



"Homemade Dresses" by Elaine Emmons

Fiberworks

FiberWorks is a special exhibition because it is supposed to represent both traditional and innovative work by fiber artists of all kinds. This led to a wide variety of applications, so the Fiber Artists of Oklahoma hired a juror to choose which fiber art should be included in the gallery.



"Jessica Big Skirt" by Patti Coppock

About Fiberworks

This exhibition features 45 objects by 39 different artists! A juror, artist Jane Dunnewold, selected the works from dozens of submissions. We call her process “blind selection” because she didn’t know which artist made which piece. She only had a photo of the artwork and a short statement about the piece in order to judge it.



Jane Dunnewold standing in front of her textiles

About Fiberworks

If you were judging fiber art by blind selection, what would be important to see in a photo? What would be important to read in a statement?

Now that you've seen examples of Jane Dunnewold's selection, why do you think she chose each piece?



"Peppermint Patty in New York" by M. Linda Cameron



"Recycled Snake Oil" by Janice Filler

Macramé

Let's explore some fiber art that isn't represented in the exhibition: macrame!

Macrame is the practice of tying knots in several strands of rope, yarn, or cord. You'll learn three different macrame knots that you can use to make an original wall hanging.



"Sunset" a large scale macramé hanging
by Agnes Hansella

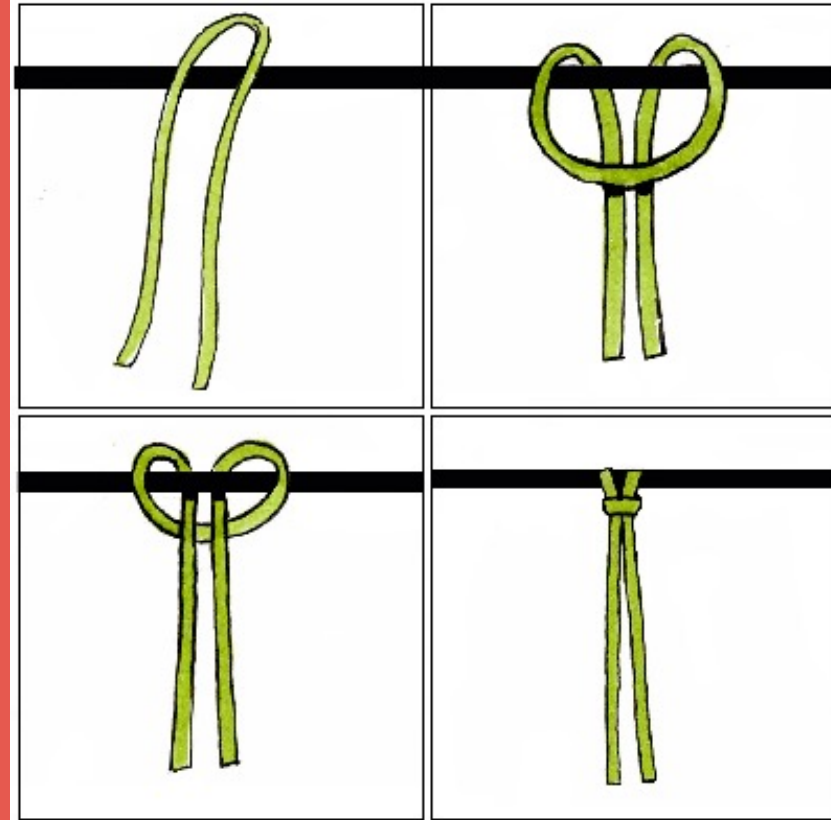
Preparation and Knots

Prepare Your Macrame

- 1. Place your dowel in a comfortable position*
- 2. Tape your dowel down to a surface*
- 3. When making your macrame tapestry, taping or setting aside strings that aren't in use may help keep your project neat*

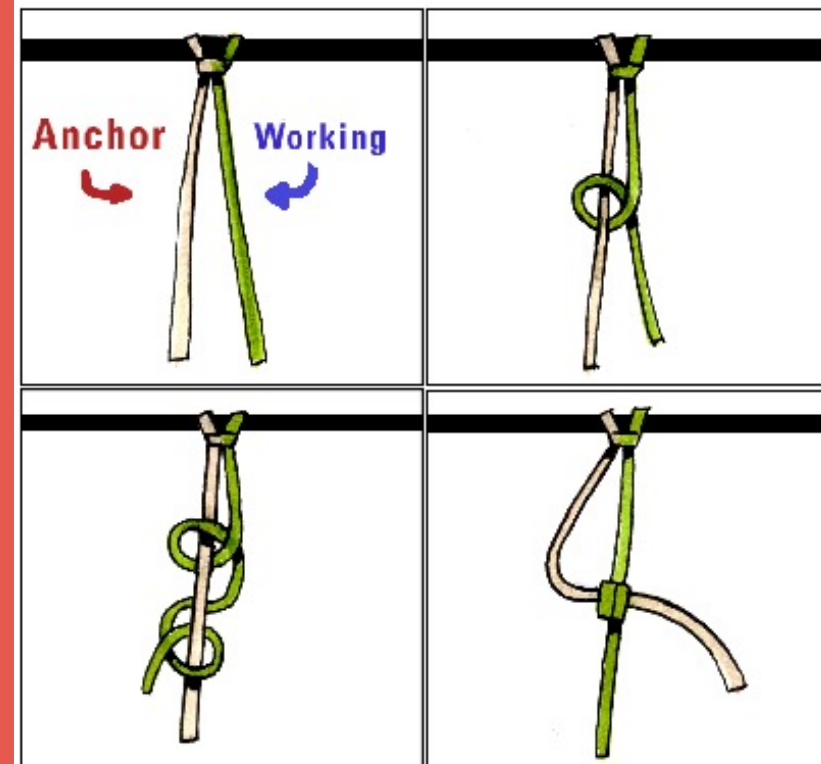
Reverse Lark's Head Knot

- 1. Fold your yarn in half*
- 2. Place the folded part over the dowel, and bring the ends of the yarn into the fold*
- 3. Tighten until your knot is firm*
- 4. Repeat until you have all your yarn placed onto the dowel*



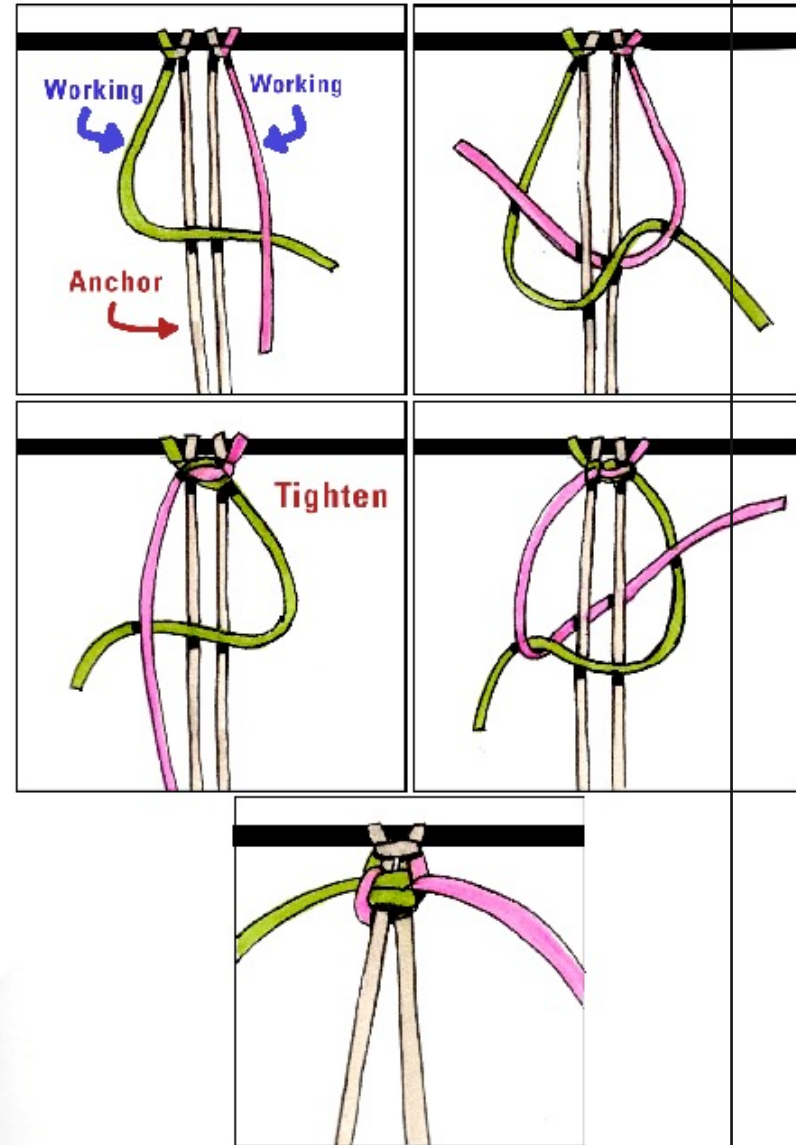
Double Half Hitch

- 1. Hold your anchor in the direction you want your half hitch knot to go*
- 2. Knot your working string around the anchor*
- 3. Repeat step 2*
- 4. Tighten until knot is firm*



Square Knots

1. *Place the left working string over the anchor cords and under the right string*
2. *Take the right string and place it under the anchor cords and over the left cord*
3. *Tighten*
4. *Place the left string under the anchor and over the right string.*
5. *Take the right string and place it over the anchors and under the left string*
6. *Tighten*



More Resources

Learn more about Fiberworks [here](#)

Watch a video tutorial of the Macramé craft kit [here](#)

Learn about our other craft kits [here](#)



The team at 108 Contemporary would love to see your finished macramé projects! Tag us @108contemporary on Instagram