



## CRAFTKIT

Keychain Charm  
Craft Kit #21 Instructions

**Step 1:** Use all of the materials provided to create a keychain charm. Pick a theme for your keychain and follow the steps below for ideas.

**Step 2:** Apply the beads to the safety pins, pipe cleaners, or the string.

**Step 3:** Using the wire, create a flower, butterfly, snake, or try exploring with different shapes.

**Step 4:** Cut the pipe cleaners to create a caterpillar with antennae, create a lizard with a long tongue, or twist the pipe cleaners around a pencil to create spirals.

**Step 5:** Once you have chosen one idea for each material, attach the items to the keychain.

**Step 6:** Use each ring of the keychain to help separate your shapes from one another.

**Step 7:** You can use the string to tie a knot and attach larger objects.


**Step 8:** Check out our PowerPoint at [108contemporary.org](http://108contemporary.org) – Access 108—Resources for a slideshow with more ideas!

For more information about the exhibition and step-by-step instructions,  
visit: [www.108contemporary.org/resources](http://www.108contemporary.org/resources)

Use the hash tag #108CraftKits to enter for a chance to win a prize giveaway!

# Consuelo J. Underwood

*Thread Songs from the Borderlands*



**Craft Kit #21**  
**Keychain Charm**

# About the Exhibition

Working in textiles and fiber art, California-based Consuelo J. Underwood seeks to pervade borders in every sense of the word— the boundaries between art and fine craft, the geographic boundaries describing political states, and the borders between cultures that form one's identity. The work in *Thread Songs from the Borderlands* will be compelling, timely, and utterly human— an intimate examination of how we define the spaces we call home, and how those form our identities and the world around us.

# Background

- ❁ Consuelo J. Underwood is daughter to a Chicana mother and Huichol Indian-descent father who migrated to California with her eleven siblings.
- ❁ She began as a painter but soon shifted her focus to weaving and textiles while attending San Diego State University, where she earned her BA and MA.
- ❁ Later, Underwood went on to receive her MFA from San Jose State University where she taught and was eventually tenured.





Underwood's work is inspired by themes of layered identity and borderlines. In addition to geographical borders, Underwood is interested in the boundaries between 'art' and 'craft'. She purposefully switched from painting to textiles in college as a way to challenge the idea of fine art, such as painting and sculpture, versus craft which has long been considered domestic or lower class work.





Many of the materials Underwood uses, such as safety pins, have an 'everyday' quality to them. She describes safety pins as the contemporary way of sewing, and often decorates them with beads as seen below.



# Collaboration

Consuelo Underwood has invited participants from Women in Recovery to contribute “power wands” to Underwood’s growing installation, *A New Borderline*, which depicts the borderline between United States and Mexico. Underwood will work with Women in Recovery participants and graduates in creating wand-like sticks with embellishments that will be incorporated into her new work.



# Women in Recovery



Women in Recovery (WIR) is an intensive outpatient alternative for eligible women facing long prison sentences for drug-related offenses. Operated in partnership with the George Kaiser Family Foundation, WIR works closely with the criminal justice system and various community partners to ensure program participants receive supervision, substance abuse and mental health treatment, education, workforce readiness, and family reunification services.

Benefits: Strengthens individuals and families, breaks the cycle of intergenerational incarceration, helps women involved in the criminal justice system become productive citizens, improves public safety



# Craft vs. Art

- ✿ Consuelo mentioned that one of the reasons she switched from painting to fiber arts was she wanted to play with the border which seemingly separated art from craft.
- ✿ Craft is sometimes considered to do more with functionality or purpose while art tends serve a more spiritual and contemplative purpose. Over time, many artists and makers have thrown this principle out the window and use both terms interchangeably.

# Craft Kit #21

## Keychain Charm

For this Craft kit, create a keychain that uses similar elements as many of Consuelo's pieces. While some artists use materials such as bronze or oil paints, Consuelo chooses humble materials like safety pins and wire. She is interested in the accessibility of these objects, as well as how relatable they are as many people use these objects in our everyday lives. Consuelo is passionate about people expressing their identity and the beauty of embracing personal strengths, so these keychains will be a way to carry around that reminder.




# Step 1: Beads

- ❁ Use the beads to decorate your safety pins or pipe cleaners
- ❁ You can also tie a knot at the bottom of your string and string the beads through





# Step 2: Wire

- ❁ Wire shamrock
- ❁ Create a small loop in your wire to resemble a heart
- ❁ Continue in the direction of the wire and create another mirrored heart
- ❁ Loop the excess wire over the center of the two hearts
- ❁ Create another heart between the two by feeding the excess wire through the intersection.
- ❁ Fold back the rest of the wire to create a stem, cutting of excess wire if necessary








## 🌸 Wire daisy flower



# Step 3: Pipe Cleaner

🌸 Pipe cleaner flowers

🌸 <http://onelittleproject.com/pipe-cleaner-daffodils-and-tulips/>



❁ Pipe cleaner butterfly

❁ <https://www.youtube.com/watch?v=TVbskUCyAks>



# Pipe Cleaner Snake

- ❁ Cut two pieces of pipe cleaner in half
- ❁ Roll the two colors together into a ball to create the head
- ❁ Twist the colors around a pen or pencil to create a spiral snake!
- ❁ Cut a small piece of pipe cleaner from a different color and twist it into the circle to create a tongue





# Resources

- ❁ Consuelo Underwood website
- ❁ Time lapse of Underwood's installation *Undocumented Travelers. Xewa Time*
- ❁ Artist statement by Underwood can be found here
- ❁ Women in Recovery
- ❁ Is there a difference between art & craft? Khan Academy video