



# State of Craft

Craft Kit

December 6, 2019- January 26, 2020



State of Craft features 20 artists with the purpose of displaying pieces made of fiber, wood, ceramics, metal, and glass that show a diverse insight into contemporary art.

The State of Becoming, Enlightenment, Nature, and Matter are all highlighted themes throughout this exhibition that exemplify what makes contemporary art stand out.





The different colors, textures, and shapes of the works of art give viewers the opportunity to experience different styles of craft while also seeing how the differences interact with one another in a single space.


# Abstract Mobile

Inspiring by the state of Becoming and Nature, this craft kit was created to use organic shapes and a variety of colors to portray and whimsical interpretation of a combinations of the artists' work.




# Step 1

Take a string and tie a double knot at the end



## Step 2

Cut out a shape from one of the pieces of construction paper and poke a hole through the middle of the shape



## Step 3

String the long side of the yarn through the hole of the paper until the paper is resting on top of the knot






# Step 4

Give some space on the yarn and then tie your next knot




## Step 5

Repeat until there are five shapes on the long strings and four on the shorter string



## Step 6

Take the wire and fold one end into a small loop. Then wrap the other end at the base of the loop to secure it. Bend the wire into a triangle with the loop at the top corner



## Step 7

Tie the tops of the string to the bottom side of the wire triangle with the shorter string in the middle



## Step 8

Ta-da! Hang your new piece of artwork

